



1. Please insert the Code Number located at the top left of the survey you received.

	Response Count
	197
answered question	197
skipped question	4

2. What do you like best about Green Mountain Falls?

	Response Count
	190
answered question	190
skipped question	11





3. Would you like to see the character of the Green Mountain Falls community change?

		Response Percent	Response Count
yes		13.5%	25
no		86.5%	160
	answered question		185
	skipped question		16

4. In the past two (2) years, about how many times have you or other members of your household engaged in the following?

	Never	1 or 2 times	3 to 4 times	5 to 9 times	10 to 19 times	More than 20 times	Response Count
visited the Town's website	50.3% (85)	20.1% (34)	14.8% (25)	8.3% (14)	3.6% (6)	3.0% (5)	169
visited the Town's park and recreation facilities	8.1% (16)	16.2% (32)	13.7% (27)	12.7% (25)	14.2% (28)	35.0% (69)	197
attended a Board of Trustees meeting	71.0% (137)	15.5% (30)	4.1% (8)	2.1% (4)	3.6% (7)	3.6% (7)	193
attended a Planning Commission meeting	75.1% (145)	17.6% (34)	2.6% (5)	2.6% (5)	1.0% (2)	1.0% (2)	193
volunteered your time to some group/activity in the Town	60.8% (115)	13.8% (26)	8.5% (16)	5.8% (11)	2.6% (5)	8.5% (16)	189
attended a community event	20.4% (40)	28.6% (56)	24.5% (48)	18.4% (36)	5.1% (10)	3.1% (6)	196
answered question							200
skipped question							1






5. Over the past two (2) years, have you or any other members of your household had any interaction with the following Town offices/departments? (If yes, please check all that apply)

		Response Percent	Response Count
Clerk's Office/Administration		91.3%	146
Public Works/Parks Departments		41.9%	67
Marshal's Department		67.5%	108
Court		5.6%	9
	Comments		69
	answered question		160
	skipped question		41

6. How would you rate the quality of each of the following Town services?

	Excellent	Good	Fair	Poor	No Opinion	Response Count
Marshal's response time	23.2% (43)	34.6% (64)	5.9% (11)	2.2% (4)	34.1% (63)	185
Traffic enforcement	19.8% (36)	46.2% (84)	3.3% (6)	4.9% (9)	25.8% (47)	182
Snow removal	39.0% (73)	32.6% (61)	2.1% (4)	1.6% (3)	24.6% (46)	187
Street maintenance	21.7% (41)	48.1% (91)	19.0% (36)	5.8% (11)	5.3% (10)	189
Park facility maintenance	36.4% (68)	48.1% (90)	5.3% (10)	1.6% (3)	8.6% (16)	187
Planning and zoning actions	4.4% (8)	25.7% (47)	11.5% (21)	6.6% (12)	51.9% (95)	183
Clerk's office assistance	35.3% (67)	27.4% (52)	8.4% (16)	7.4% (14)	21.6% (41)	190
Court proceedings	0.0% (0)	6.8% (12)	0.6% (1)	2.8% (5)	89.8% (159)	177
					answered question	193
					skipped question	8





7. How would you rate the overall quality of Town services?

		Response Percent	Response Count
Excellent		23.0%	44
Good		60.2%	115
Fair		5.2%	10
Poor		3.7%	7
No Opinion		7.9%	15
		Comments	62
answered question			191
skipped question			10

8. Please rate the following statements that most closely represent your opinion?

	Strongly agree	Agree	Neither agree nor disagree	Disagree	Strongly disagree	No opinion	Response Count
I am pleased with the overall direction the Town is taking.	9.9% (19)	38.7% (74)	25.1% (48)	6.3% (12)	3.1% (6)	16.8% (32)	191
I am well informed on the major issues the Town is facing.	6.8% (13)	26.8% (51)	24.7% (47)	21.1% (40)	4.7% (9)	15.8% (30)	190
The Town's government is run for the benefit of all citizens and business owners.	9.1% (17)	33.7% (63)	17.6% (33)	10.2% (19)	7.5% (14)	21.9% (41)	187
The members of the Board of trustees care about what the citizens and business owners think	9.6% (18)	31.0% (58)	20.9% (39)	8.6% (16)	5.9% (11)	24.1% (45)	187
I receive good value from the taxes I pay.	16.7% (32)	47.9% (92)	15.1% (29)	5.7% (11)	5.7% (11)	8.9% (17)	192
answered question							194
skipped question							7

9. In a typical one-month period (during the time you reside in Green Mountain Falls), about how many times do you frequent a Green Mountain Falls business?

		Response Percent	Response Count
1 to 2 times		30.5%	58
3 to 4 times		25.3%	48
5 times or more		36.8%	70
Never		7.4%	14
answered question			190
skipped question			11

10. What type of new business would you support in Green Mountain Falls?

	Response Count
	138
answered question	138
skipped question	63

11. Do you think the Town of Green Mountain Falls has sufficient resources to meet current and future needs?

		Response Percent	Response Count
yes		37.3%	56
no		62.7%	94
	answered question		150
	skipped question		51

12. The Town's mill levy has not been increased in the last 28 years. Would you be in favor of a mill levy increase should such a proposal be placed on a future ballot?

		Response Percent	Response Count
yes		60.8%	104
no		39.2%	67
	answered question		171
	skipped question		30

13. Please rank the immediate economic sustainability (revenue enhancement) strategies you would be the most in favor of having the Town implement?

	1st Highest	2nd Highest	3rd Highest	Not Among the 3 Highest	Response Count
Increase fees for special events	45.8% (33)	26.4% (19)	19.4% (14)	8.3% (6)	72
Increase sales tax rate (currently 3%)	52.1% (38)	21.9% (16)	20.5% (15)	5.5% (4)	73
Increase the use tax for motor vehicles (currently 3%)	12.3% (8)	44.6% (29)	33.8% (22)	9.2% (6)	65
Increase the use tax rate for construction materials (currently 3%)	16.4% (9)	30.9% (17)	36.4% (20)	16.4% (9)	55
Increase miscellaneous development- and business-related fees	30.2% (16)	28.3% (15)	18.9% (10)	22.6% (12)	53
answered question					107
skipped question					94





14. Please rank the longer-term economic sustainability strategies you would most be in favor of having the Town implement:

	1st Highest	2nd Highest	3rd Highest	Not among the 3 highest	Response Count
Offer more commercial/business tax incentives/fee waivers	38.3% (18)	27.7% (13)	14.9% (7)	19.1% (9)	47
Sponsor more community-oriented events that celebrate Green Mountain Falls' heritage	34.4% (22)	26.6% (17)	26.6% (17)	12.5% (8)	64
Initiate a Town marketing/branding campaign	36.6% (15)	14.6% (6)	29.3% (12)	19.5% (8)	41
Provide more well-defined on- and off-street parking to support commercial uses	18.8% (6)	18.8% (6)	31.3% (10)	31.3% (10)	32
Dedicate more resources toward economic development activities	5.1% (2)	35.9% (14)	30.8% (12)	28.2% (11)	39
Conduct a comprehensive annexation study (including along Hwy 24)	34.3% (12)	20.0% (7)	14.3% (5)	31.4% (11)	35
Develop a set of business attraction and tourism strategies	40.6% (26)	28.1% (18)	17.2% (11)	14.1% (9)	64
Determine the feasibility of forming a regional law enforcement district	24.4% (11)	35.6% (16)	20.0% (9)	20.0% (9)	45
Explore the redevelopment of the business/commercial district	26.3% (15)	29.8% (17)	26.3% (15)	17.5% (10)	57
				answered question	113
				skipped question	88



15. Do you have any other economic sustainability strategies to add?

	Response Count
	63
answered question	63
skipped question	138

16. How long have you lived in Green Mountain Falls?

		Response Percent	Response Count
1 year or less		5.0%	9
between 1 and 2 years		1.1%	2
between 2 and 5 years		7.2%	13
more than 5 years		86.7%	156
	answered question		180
	skipped question		21

17. Do you own or rent the place where you reside?

		Response Percent	Response Count
own		97.9%	183
rent		2.1%	4
	answered question		187
	skipped question		14

18. Do you reside in Green Mountain Falls year-round or are you a part time resident?

		Response Percent	Response Count
Reside in Green Mountain Falls year-round		52.0%	93
Am a part time resident of Green Mountain Falls		48.0%	86
answered question			179
skipped question			22

19. Are you or a member of your household currently a member of the military?

		Response Percent	Response Count
yes		5.7%	11
no		94.3%	183
answered question			194
skipped question			7

20. Do you own, or are you or a member of your household employed by, a business (including a home-based business) located in Green Mountain Falls?

		Response Percent	Response Count
yes		13.9%	27
no		86.1%	167
answered question			194
skipped question			7